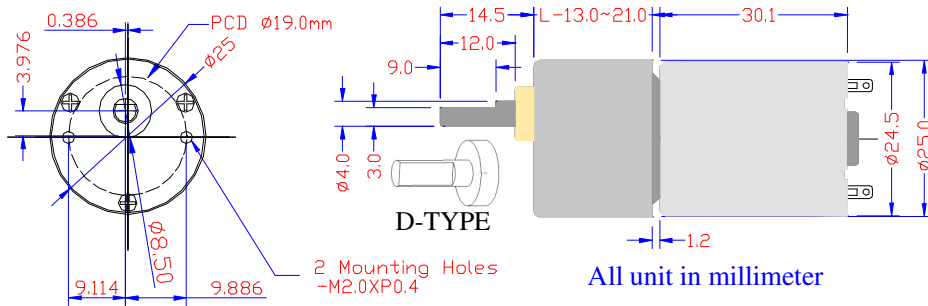




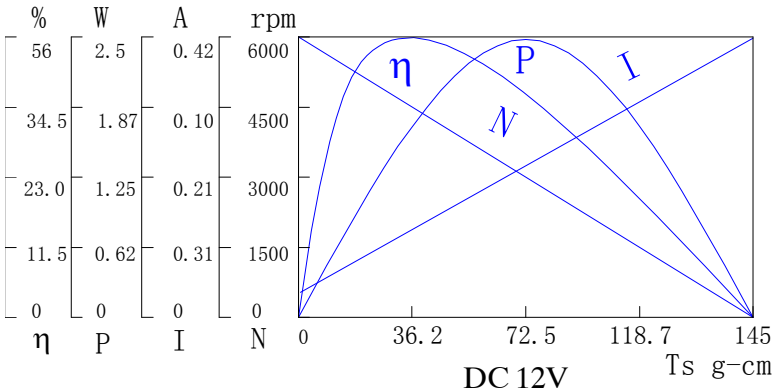
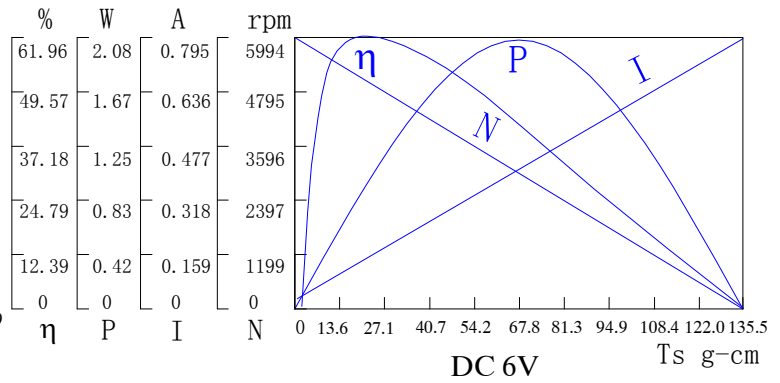
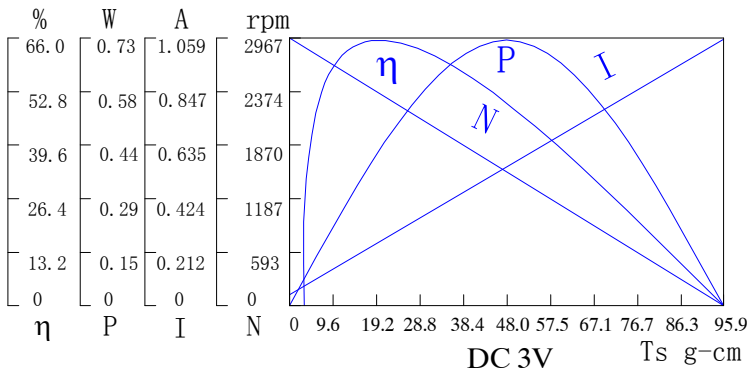
Hennkwell Ind. Co., Ltd.

HG25B Series of DC Brush Gear Motor

A - Dimensional Figures :



B - Standard DC Motor Specifications :



DESCRIPTION	Rated Voltage	Speed	Current	Torque	Output	Eff
	VDC	RPM	mA	g-cm	W	%
NO LOAD	3V	3000	35			
	6V	6000	30			
	12V	6000	30			
AT MAX. EFF	3V	2515	190	15	0.38	66
	6V	2466	130	17	0.45	60
	12V	5050	150	22	1.1	61
AT STALL	3V		1000	95		
	6V		570	100		
	12V		795	135		

C - HG25B Gear Motor Specifications :

Ratio	V	1/7.5	1/10	1/18	1/27	1/56	1/81	1/168	1/245	1/506	1/736	1/1518	1/2209	
"L"-Size		13					15		17		19		21	
No Load (rpm)	3	400	300	167	110	53	37	18	12	6	4	2	1.3	
	6	400	400	167	110	53	37	18	12	6	4	2	1.3	
	12	800	600	333	200	107	66	35	22	12	8	4	2.4	
Rated Speed (rpm)	3	320	230	132	92	47	29	15	10	5	3.2	1.7	1.0	
	6	320	230	132	92	47	29	15	10	5	3.2	1.7	1.0	
	12	646	485	269	179	86	59	29	20	10	9	3	2	
Rated Torque (Kg-cm)	3	0.12	0.15	0.27	0.4	0.6	0.8	1.4	1.7	2.5	2.5	2.5	2.5	
	6	0.1	0.5	0.27	0.4	0.6	0.8	1.4	1.7	2.5	2.5	2.5	2.5	
	12	0.1	0.2	0.40	0.6	1.0	1.2	2.2	2.2	2.5	2.5	2.5	2.5	