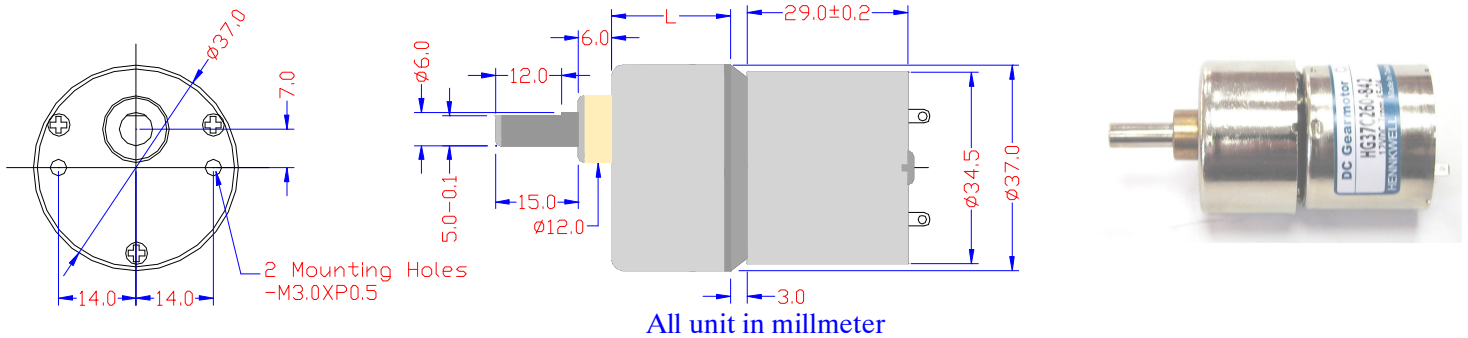


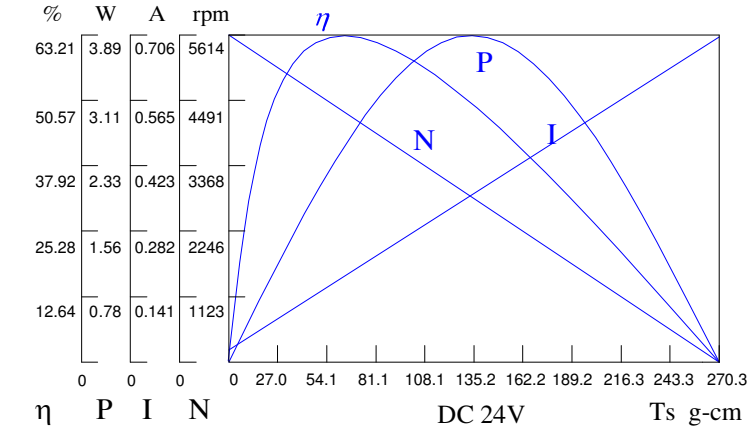
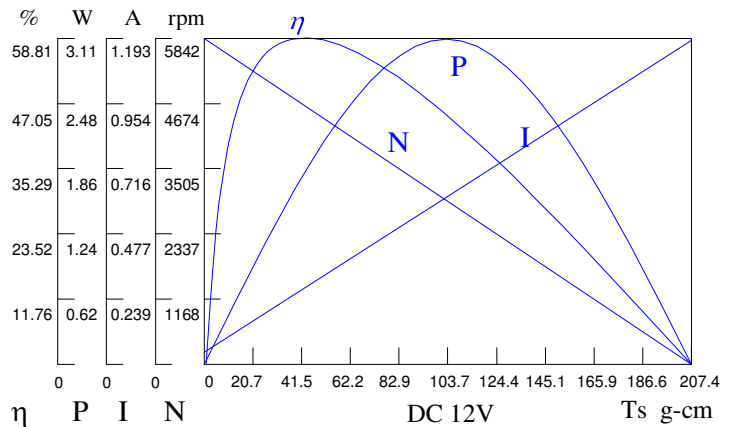
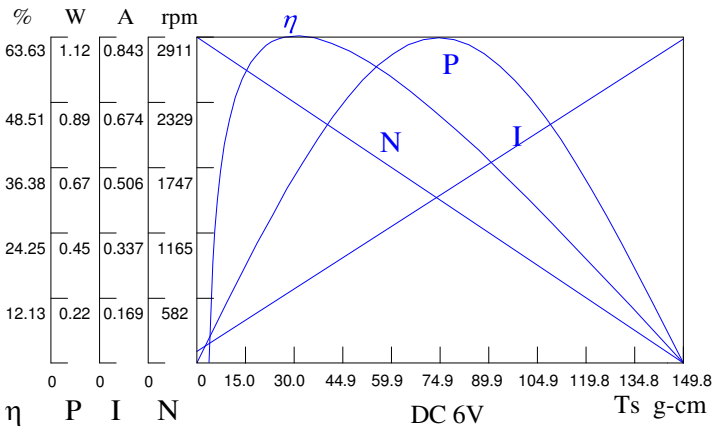


HG37C Series of DC Brush Gear Motor

A - Dimensional Figures :



B - Standard DC Motor Specifications :



DESCRIPTION	Rated Voltage	Speed	Current	Torque	Output	Eff
	VDC	RPM	mA	g-cm	W	%
NO LOAD	6V	3000	37			
	12V	6000	55			
	24V	6000	30			
AT MAX. EFF	6V	2410	176	26	0.6	60.6
	12V	4800	256	37	1.8	58.8
	24V	4800	146	46	2.2	63.2
AT STALL	6V		842	150		
	12V		1200	207		
	24V		706	270		

C - HG37C Gear Motor Specifications :

Ratio	V	1/10	1/31	1/52	1/94	1/156	1/281	1/468	1/842	1/1404	1/2527
"L"-Size		17.5				22.5			26.1		
No load (rpm)	6	300	96	57	32	19	10	6	3.5	2.0	1.2
	12	600	193	105	64	38	21	12	7.0	4.0	2.4
	24	600	193	105	64	38	21	12	7.0	4.0	2.4
Rated Speed (rpm)	6	233	75	45	25	15	8	5	3.0	1.7	1.0
	12	480	155	92	52	31	17	10	6.0	3.5	2.0
	24	480	155	92	52	31	17	10	6.0	3.5	2.0
Rated Torque (Kg-cm)	6	0.2	0.4	1.5	2.0	3.0	5.0	6.0	6.0	6.0	6.0
	12	0.3	0.4	1.8	2.5	4.2	5.6	6.0	6.0	6.0	6.0
	24	0.3	0.4	2.0	2.8	4.3	5.7	6.0	6.0	6.0	6.0