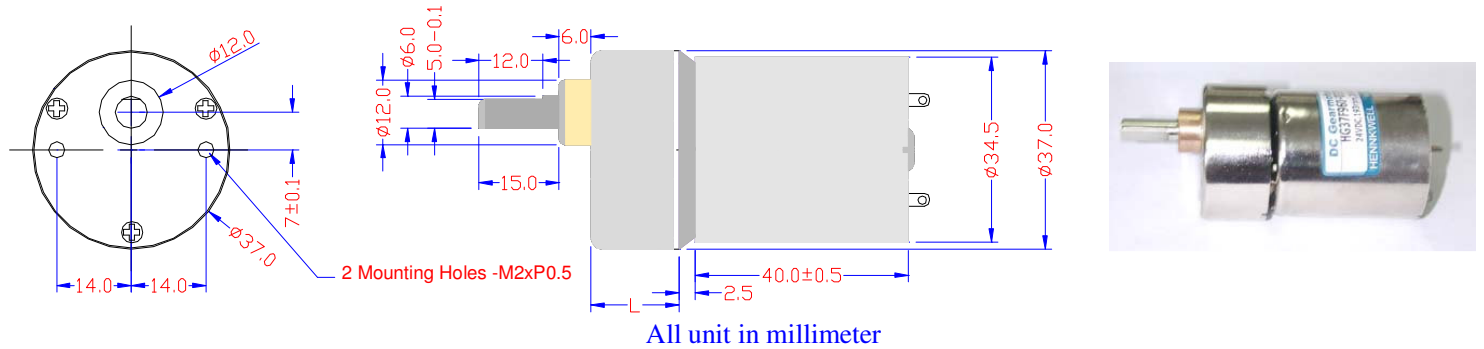
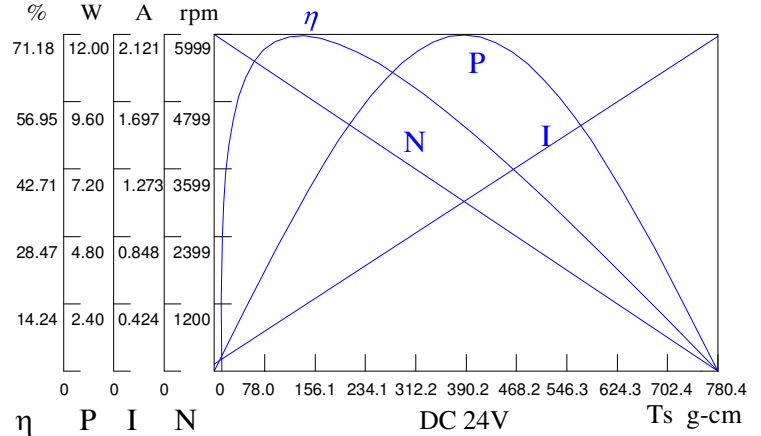
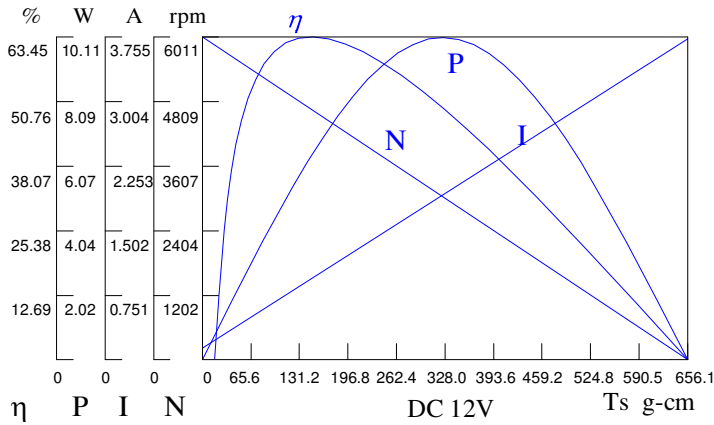


HG37F Series of DC Brush Gear Motor

A · Dimensional Figures :



B · Standard DC Motor Specifications :



DESCRIPTION	Rated Voltage	Speed	Current	Torque	Output	Eff
	VDC	RPM	mA	g-cm	W	%
NO LOAD	12V	6000 ± 600	approx. 136			
	24V	6000 ± 600	approx. 50			
AT MAX. EFF	12V	5000	approx. 710	approx. 105	approx. 5.4	63
	24V	5100	approx. 320	approx. 105	approx. 5.4	71
AT STALL	12V		approx. 3755	approx. 656		
	24V		approx. 2122	approx. 780		

C · HG37F Gear Motor Specifications :

Ratio	V	1/10	1/31	1/52	1/94	1/156	1/281	1/468	1/842	1/1404	1/2527
"L"-Size		17.5			22.5			26.1			
No load (rpm)	12	600	193	115	64	38	21	12	7.0	4.0	2.4
	24	600	193	115	64	38	21	12	7.0	4.0	2.4
Rated Speed (rpm)	12	500	161	96	53	32	18	11	6.0	3.5	2.0
	24	510	164	98	54	32	18	11	6.0	3.5	2.0
Rated Torque (Kg-cm)	12	0.7	2.5	3.0	5.0	6.0	6.0	6.0	6.5	7.0	7.0
	24	0.7	2.7	3.2	5.2	6.0	6.0	6.0	6.5	7.0	7.0